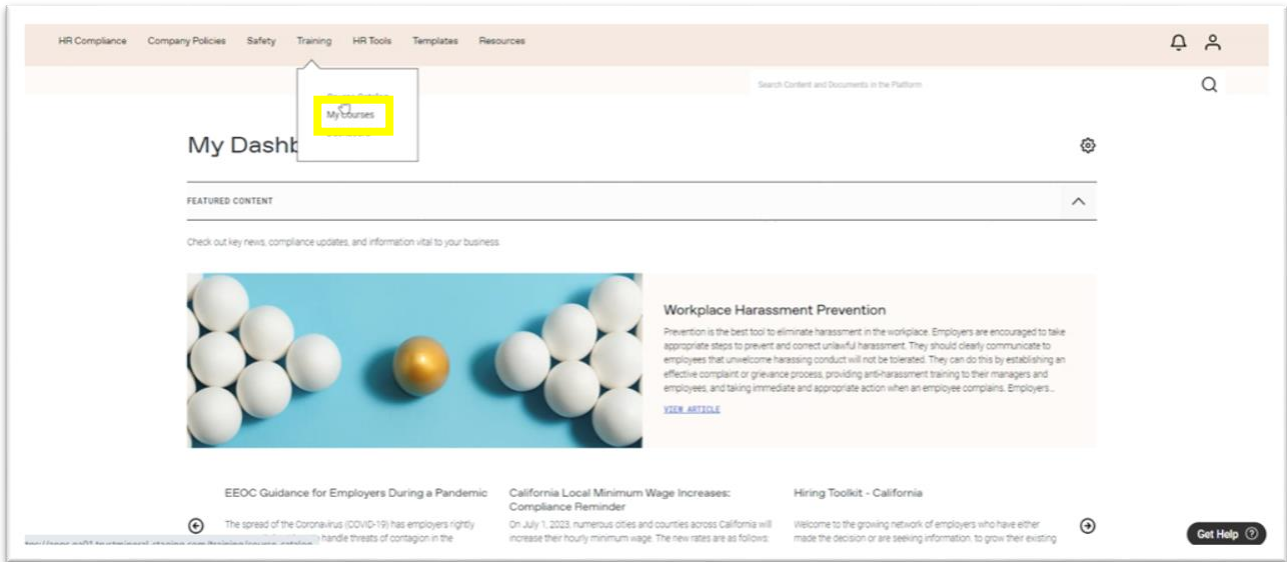
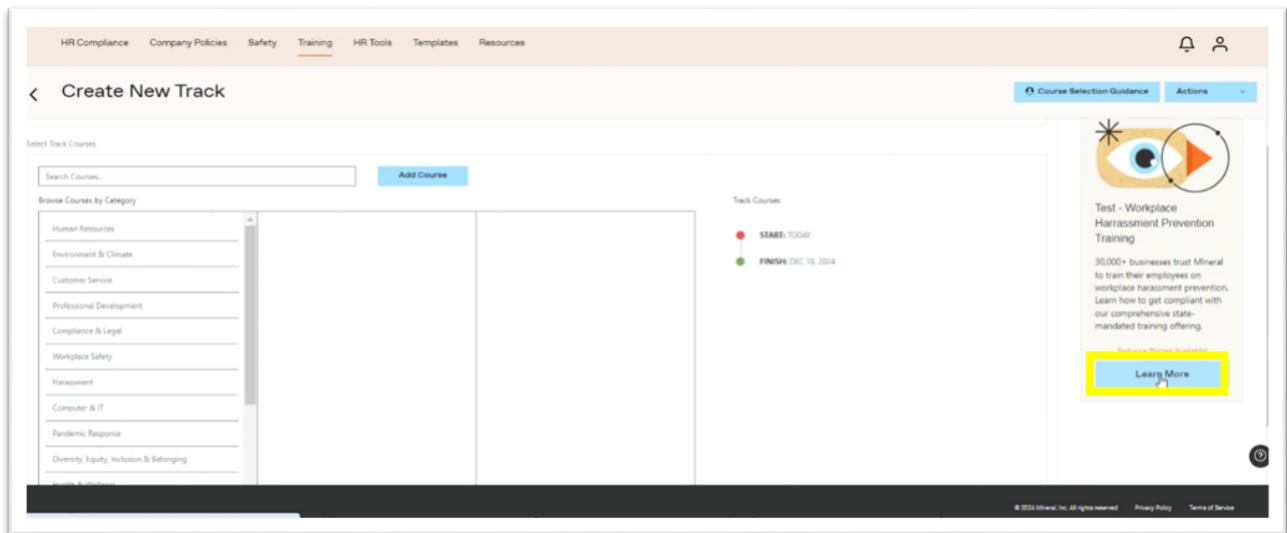


## Guide: How to Purchase Workplace Harassment Prevention in the Mineral Platform

Once logged in to [the Mineral Platform](#), select **Training > My Courses**. Then select **Actions > Create New Track**.



Select **Learn More** on the right banner on Workplace Harassment Prevention Training.



Select **Get Pricing**. This will take you through the process to purchase Workplace Harassment Prevention, which includes 19 courses on state-mandates topics to ensure compliance.

← Back

Home > Training > Upgrade to Workplace Harassment Prevention

## Upgrade to Workplace Harassment Prevention

Expand your Learn course catalog with interactive, harassment prevention training for your workforce. Workplace Harassment Prevention includes **19 courses** with interactive, state-mandated topics to ensure compliance. Plus, all courses are added to Learn, making it easy to assign and manage employee training from a single place.

[Get Pricing](#)

Pricing is based on company size.

[Get Help](#)

## Why Workplace Harassment Prevention?

Even organizations with the strongest workplace culture can experience incidents of harassment. And the average harassment claim settled outside of court can run an organization anywhere from \$75,000 to \$125,000. That's why it's so important to take proactive steps against workplace harassment with employee training.

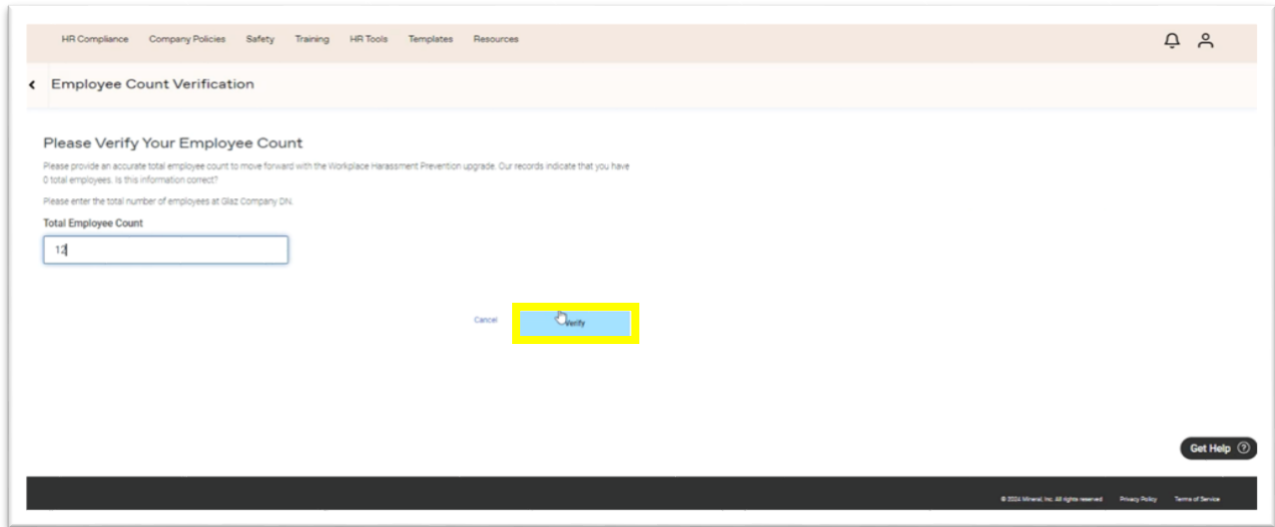
[View Course Catalog](#)

- ✓ Ensure compliance with state-mandated training courses - in CA, CT, DE, IL, ME, NY
- ✓ Offer training courses for managers and employees
- ✓ Build an inclusive workplace culture with Diversity, Equity, and Inclusion courses
- ✓ Easily assign courses and track completions
- ✓ Train employees in Spanish and English

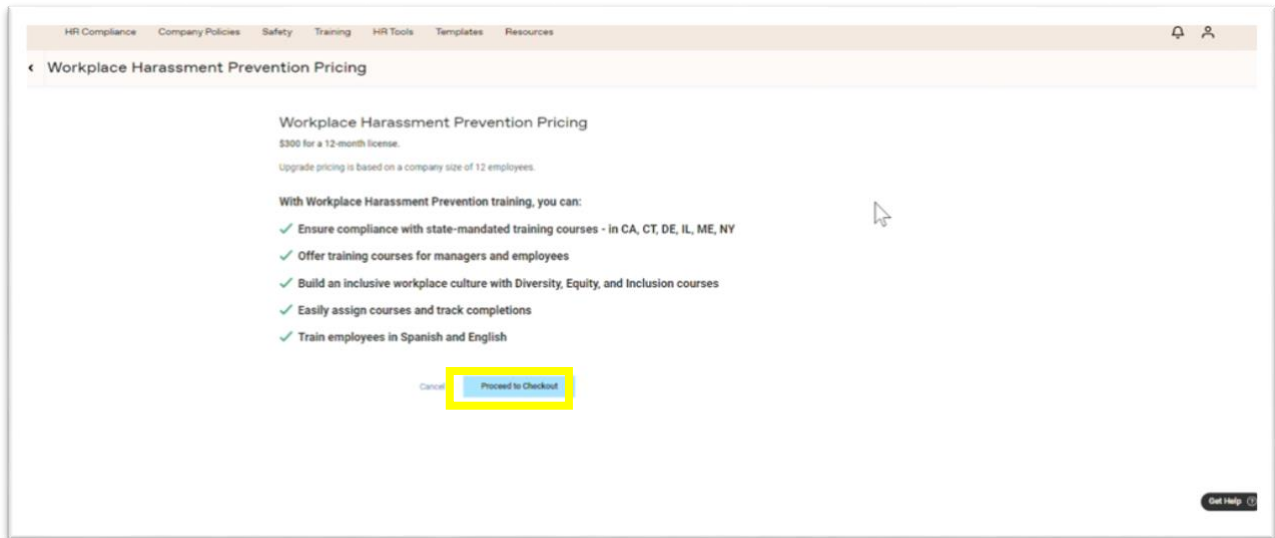
**PR** Paul Roberts  
Senior Sales Manager  
Connecticut, CT

[Get Help](#)

Please enter your total company size, including full and part time employees. Select **Verify**.



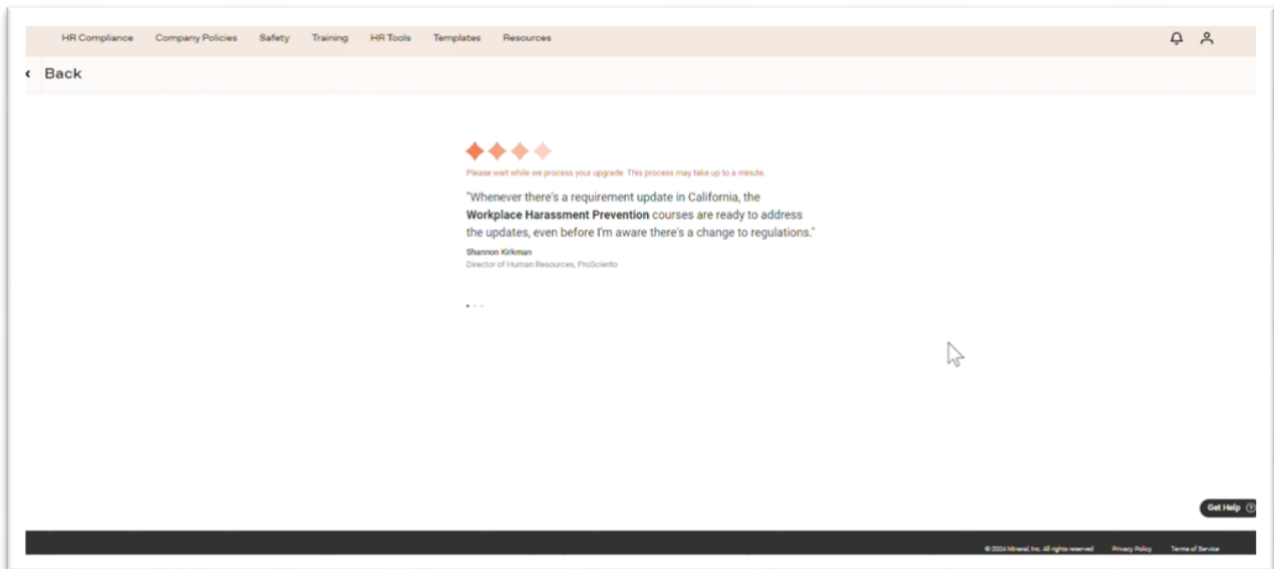
After reviewing your employee count and pricing, select **Proceed to Checkout**.



Fill out your information and credit/debit card you wish to use for the purchase.

The screenshot shows a checkout form for a Mineral subscription. At the top, the Mineral logo is displayed in orange. Below it, the word "Subscription" is centered. The form is divided into two columns of information. The left column lists: Product Name (Mineral - Workplace Harassment Prevention), Subscription Term (12 Months), Subscription Start Date (2024-06-05), and Subscription End Date (2025-06-04). The right column lists: Invoice Number (INV-0567), Subtotal (\$ 390.96), Sales Tax (\$ 0.00), and Amount Due (\$ 390.96). Below this information are several input fields: First Name, Last Name, Company Name, City, State, ZIP, and Country (pre-filled with United States). There is also an Email field and a Name on Card field. At the bottom, there is a Card number field with the placeholder "1234 1234 1234 1234" and icons for VISA, Mastercard, and American Express.

Once completed, you will see a confirmation that your account is being set up with Workplace Harassment Prevention access. Please note you may need to log out then back into your account. The solution will be added to your account within the next 10 to 15 minutes.



You will receive confirmation of your purchase via email shortly after. A final confirmed invoice will be sent to you later that day. Thank you and please reach out if you have any questions.